

For other options, keypads or custom configurations please contact EAO Switch directly.



## Product Profile

The S.series is a high quality, vandal resistant keypad range especially designed to meet the needs of public environment applications, vending machines, ticket machines, door entry systems, banking/ATM, telephones and industrial machinery.

Technical drawings see pages 93-94

- Illuminated or non illuminated options
- Anti pull-off keys
- High impact resistance
- All metal construction (chromed Zamak keys and housing)
- IP67 front face sealing with gasket supplied
- Front or rear panel mounting
- 12 or 16 key versions

## Non illuminated keypad



Non-illuminated keypad, 3x4 keys, pin header connection

Part No.	Output type
S.12150.001	Matrix
S.12100.001	Common point



Non-illuminated keypad, 4x4 keys, pin header connection

Part No.	Output type
S.16350.001	Matrix
S.16300.001	Common point

## Illuminated keypad



Illuminated keypad, 3x4 keys, pin header connection

Part No.	Output type
S.12150.241	Matrix
S.12100.241	Common point

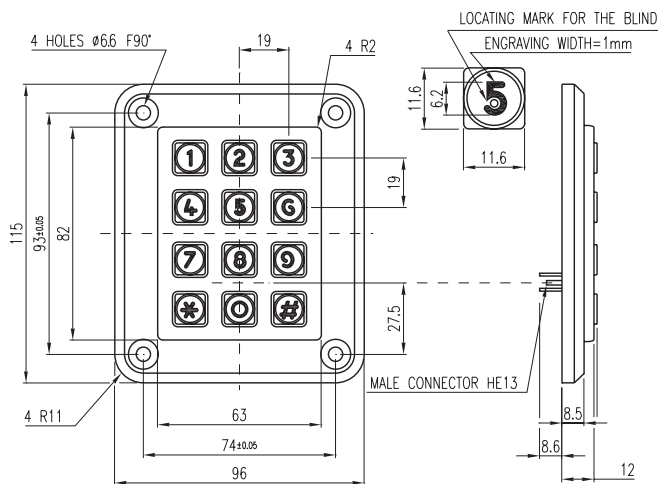


Illuminated keypad, 4x4 keys, pin header connection

Part No.	Output type
S.16350.241	Matrix
S.16300.241	Common point

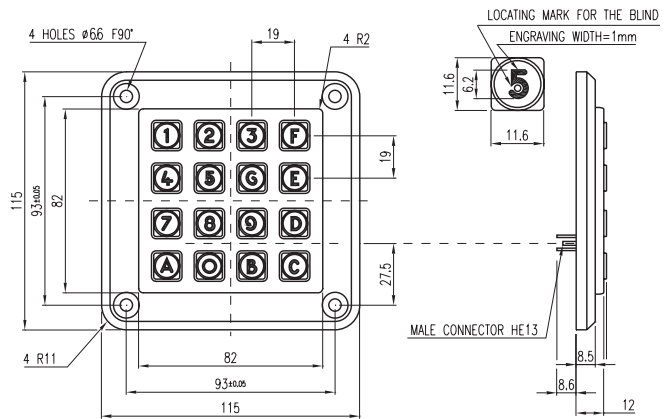
## S.series Keypad

### 3x4 Keypads



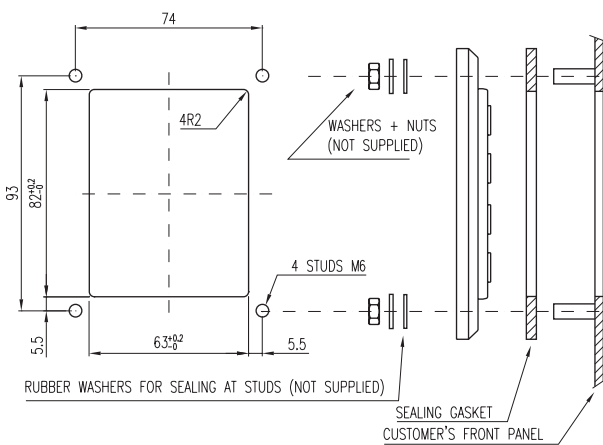
## S.series Keypad

### 4x4 keypads



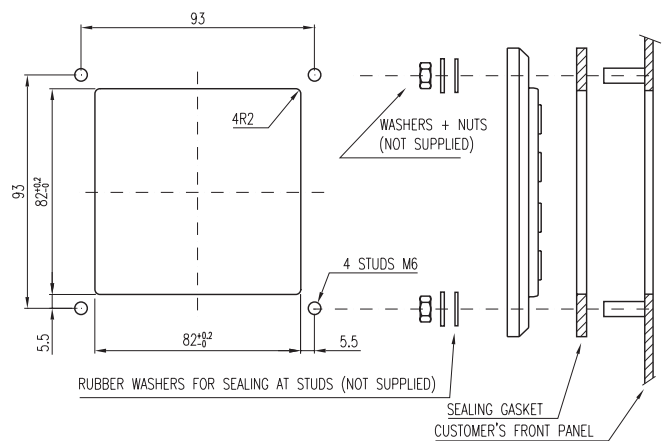
## S.series Keypad Cut-outs

### 3x4 Keypads



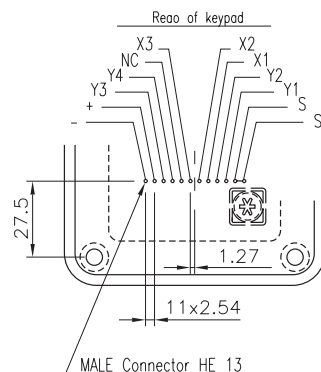
## S.series Keypad Cut-outs

### 4x4 keypads



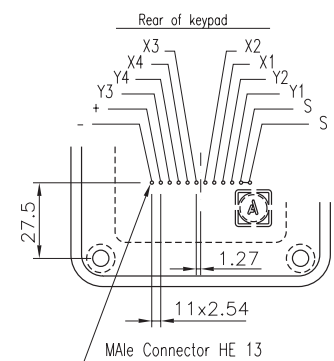
## S.series 3x4 Illuminated Matrix

Contacts Pin-Out	LED Pin-Out
Y1 1 2 3	
Y2 4 5 6	
Y3 7 8 9	
Y4 * 0 #	
X1	
X2	
X3	
S Security	
S Shunt	



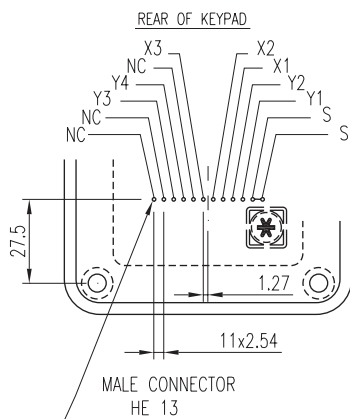
## S.series 4x4 Illuminated Matrix

Contacts Pin-Out	LED Pin-Out
Y1 1 2 3 F	
Y2 4 5 6 E	
Y3 7 8 9 D	
Y4 A B C	
X1	
X2	
X3	
X4	
S Security	
S Shunt	



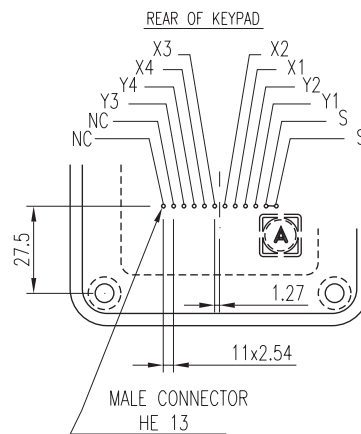
S.series 3x4 Non-Illuminated Matrix

CONTACTS PIN-OUT			
	1	2	3
Y1	4	5	6
Y2	7	8	9
Y3	*	0	#
Y4			
X1			
X2			
X3			
S			
S			



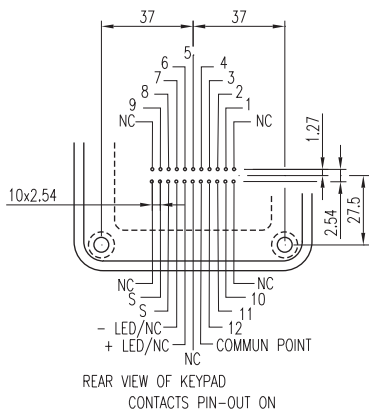
S.series 4x4 Non-Illuminated Matrix

CONTACTS PIN-OUT			
Y1	1	2	3
Y2	4	5	6
Y3	7	8	9
Y4	A	O	B
X1			
X2			
X3			
S			
S			



S.series 3x4 Illuminated and Non-Illuminated Common Point

KEY	CONTACTS	PIN - OUT
1	1	
2	2	
3	3	
4	4	
5	5	
6	6	
7	7	
8	8	
9	9	
0	10	
*	11	
#	12	
S		
S		



S.series 4x4 Illuminated and Non-Illuminated Common Point

KEY	CONTACTS	PIN - OUT
1	1	
2	2	
3	3	
4	4	
5	5	
6	6	
7	7	
8	8	
9	9	
0	10	
*	11	
#	12	
A	13	
B	14	
C	15	
S		
S		

